

Your Global Automation Partner

TURCK

Connectivity for the Food & Beverage Industry



Connectivity for the Food & Beverage Industry

Solutions for hygiene and standard applications

Especially for use in the food industry, Turck has developed three connectivity series TFG, TFE and TFW, that meet the special requirements of the F&B industry.

Hygienic design

The connectors of the TFG and TFE series are designed such that gaps were minimized as far as possible. Impurities can thus be removed much more effectively than with standard connectors. This is also possible thanks to the smooth surfaces of the housing materials and the V4A coupling nuts.

FDA compliant

All materials of the TFG and TFW series are approved by the FDA for the food industry. The surfaces may directly or indirectly come into contact with food, for example by dripping condensation.

Ecolab certified

Ecolab is an independent test laboratory that tests and certifies the resistance of devices for use in hygienic areas, using cleaning operations that are carried out with Ecolab products. Tests of the Turck connectivity series for the food industry confirm that the materials used are not affected by the cleaning agents and disinfectants P3-topax 500, P3-topax 66, P3-topax 990, P3-topactive 200 and P3 topactive OKTO.

Protection against moisture

The TFG, TFE and TFW series meet the protection classes IP67 and IP69K. While IP67 relates to a half-hour immersion in one meter of water at room temperature, the IP69K tests ensure that devices are protected against the influence of high pressure and steam jet cleaning.



Safety through practical temperature shock tests

Since the special challenges of cleaning processes in the food industry are covered only poorly by an IP test, Turck performs further tests. For example the wet thermal shock tests, which are based on realistic conditions of use. The specimens undergo a function test before and after being exposed to the temperature changes.

The Turck house standard TSS 1204 detects a common practice problem in cleaning operations: If warm objects are rinsed cold, air in the connector draws together. The resulting suction effect can draw moisture into the connector. During the TSS-1204 tests the devices to be tested are submerged eight

times for five minutes in boiling water and then for five minutes in ice water.

The Turck house standard TSS 1205 is a particularly practical test method, because it simulates conventional cleaning processes in the food & beverage industry. For this, the specimen is first heated to a recommended temperature of 60 °C and then foamed with P3 Topactive 200. The cleaning agent reduces the surface tension of the water in order to achieve an optimal cleaning effect. After a dwell time of 20 minutes, the specimen is immersed for five minutes in ice water. This test procedure is repeated eight times.

All three connectivity series for the food & beverage industry fulfill the high demands of the Turck house standards TSS 1204 and TSS 1205.

TFG series

The TFG series for particularly sensitive areas in the food & beverage industry has, in accordance with the EHEDG guidelines, a special connectors with minimal gaps, smooth surfaces and stainless steel coupling nuts for optimum cleaning. The materials used are FDA compliant and Ecolab certified. The cables are thus resistant to common detergents of the food and beverage industry.

TFE series

Applications with special demands on the hygienic design of the connector in less frequently cleaned areas is covered by the TFE series. It has the same grip body as the TFG series but uses PVC instead of TPE for the cables.

TFW series

With the TFW series Turck offers variants on its standard connectivity series, which are available as 8-pin or shielded version. The cables made of PP-EPDM are FDA compliant and Ecolab certified, the plugs are however designed classically. These features make the TFW cables ideally suited for the peripheral areas of the food & beverage industry.



	TFG	TFE	TFW
Material	TPE	PVC	PP-EPDM
IP67	●	●	●
IP69K	●	●	●
TSS1204*	●	●	●
TSS1205**	●	●	●
ecolab	●	●	●
FDA	●	-	●
Hygienic design	●	●	-
Temperature range at rest	-40...105 °C	-25...80 °C	-40...105 °C
Temperature range in motion	-25...105 °C	0...80 °C	0...80 °C
Temperature range for drag chain operation	-25...60 °C	-	-
Maximum number of cores	5	5	8
LED	●	●	●
Shielded versions	-	-	●
Free from halogen, silicone, PVC	●	-	●
Excellent drag chain properties	●	-	-
Flame retardant	-	●	-
Particularly resistant to abrasion	●	-	-
RoHS/REACH compliant	●	●	●
Gost	●	●	-



* Turck house standard TSS 1204
 - Immersion in boiling water, 5 minutes
 - Immersion in ice water, 5 minutes
 Repetitions: 8 cycles



** Turck house standard TSS 1205
 - 60 °C warm specimen sprayed with P3 Topactive 200, 20 minutes
 - Immersion in ice water, 5 minutes
 Repetitions: 8 cycles

M12 Connectors – Food and Beverage

Solutions for every application

The M12 variants of the TFG and TFE series are offered as a female and male connector, in straight and angled design as well as 3, 4 and 5-pin versions. Female angled versions are also available with two or three LEDs.

The TFW series is also available as an 8-pin version, with shielded cables. Each design is also available as version with two or three LEDs.



M12 Connectors – TFE/TFG

Type code M12 – TFE/TFG

R **K** **H** **4** - **P7X2** - **2** - ***** / **TFE**

R	K	H	4	Grip body	-	P7X2	LED		2	Cable length	-	
				Number of pins and wires					Cable length [m]			
				4	4-pin 3-wire 1 = BN 3 = BU 4 = BK					2	2 m	
				4.4	4-pin 4-wire 1 = BN 2 = WH 3 = BU 4 = BK				 m	
				4.5	5-pin 5-wire 1 = BN 2 = WH 3 = BU 4 = BK 5 = GY							
				Housing								
				H	Hygienic							
				Type								
				K	Female							
				S	Male							
				M12 connector								
				R	Straight							
				W	Angled							
								*	Placeholder for cable	/	TFE	Cable quality
								Placeholder cable				
								blank	Connection cable			
								RSH...	Connector, Extension cable			
										Cable quality		
										TFE PVC, grey		
										TFG TPE, grey		

For TFW see type code on page 12

M12 Connector – TFE

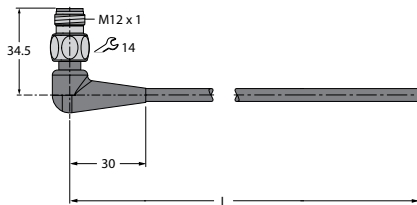
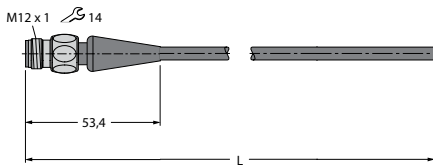
Dimension drawing	Type code	Ident.-no.	Connection K = female S = male	Number of poles (number of cores)	Cable length	Stock items
	RKH4.4-2/TFE	6934473	K	4 (4)	2 m	●
	RKH4.4-5/TFE	6934474	K	4 (4)	5 m	●
	RKH4.4-10/TFE	6934475	K	4 (4)	10 m	●
	RKH4.4-15/TFE	6934476	K	4 (4)	15 m	–
	RKH4.4-20/TFE	6934477	K	4 (4)	20 m	●
	RKH4.4-25/TFE	6934478	K	4 (4)	25 m	●
	RKH4.4-50/TFE	6934479	K	4 (4)	50 m	●
	WKH4.4-2/TFE	6934480	K	4 (4)	2 m	●
	WKH4.4-5/TFE	6934481	K	4 (4)	5 m	●
	WKH4.4-10/TFE	6934482	K	4 (4)	10 m	●
	WKH4.4-15/TFE	6934483	K	4 (4)	15 m	●
	WKH4.4-20/TFE	6934484	K	4 (4)	20 m	●
	WKH4.4-25/TFE	6934485	K	4 (4)	25 m	–
	WKH4.4-50/TFE	6934486	K	4 (4)	50 m	–
	RKH4-1-RSH4/TFE	6934465	K/S	4 (3)	1 m	●
	RKH4-2-RSH4/TFE	6934466	K/S	4 (3)	2 m	●
	RKH4-5-RSH4/TFE	6934467	K/S	4 (3)	5 m	●
	RKH4-10-RSH4/TFE	6934468	K/S	4 (3)	10 m	–
	RKH4.4-1-RSH4.4/TFE	6934489	K/S	4 (4)	1 m	●
	RKH4.4-2-RSH4.4/TFE	6934490	K/S	4 (4)	2 m	●
	RKH4.4-5-RSH4.4/TFE	6934491	K/S	4 (4)	5 m	●
	RKH4.4-20-RKH4.4/TFE	6934217	K/K	4 (4)	20 m	●
	RKH4.4-50-RKH4.4/TFE	6934218	K/K	4 (4)	50 m	●
	WKH4.4-20-WKH4.4/TFE	6934222	K/K	4 (4)	20 m	●
	WKH4.4-50-WKH4.4/TFE	6934223	K/K	4 (4)	50 m	●

Dimension drawing	Type code	Ident.-no.	Connection K = female S = male	Number of poles (number of cores)	Cable length	Stock items
	WKH4-1-RSH4/TFE	6934469	K/S	4 (3)	1 m	-
	WKH4-2-RSH4/TFE	6934470	K/S	4 (3)	2 m	-
	WKH4-5-RSH4/TFE	6934471	K/S	4 (3)	5 m	-
	WKH4-10-RSH4/TFE	6934472	K/S	4 (3)	10 m	-
	RKH4.5-2/TFE	6934514	K	5 (5)	2 m	●
	RKH4.5-5/TFE	6934219	K	5 (5)	5 m	●
	RKH4.5-10/TFE	6934220	K	5 (5)	10 m	●
	RKH4.5-20/TFE	6934515	K	5 (5)	20 m	-
	RKH4.5-50/TFE	6934516	K	5 (5)	50 m	-
	WKH4.5-2/TFE	6934517	K	5 (5)	2 m	●
	WKH4.5-5/TFE	6934224	K	5 (5)	5 m	●
	WKH4.5-10/TFE	6934225	K	5 (5)	10 m	●
	WKH4.5-20/TFE	6934518	K	5 (5)	20 m	-
	WKH4.5-50/TFE	6934519	K	5 (5)	50 m	-
	RKH4.5-20-RKH4.5/TFE	6934221	K/K	5 (5)	20 m	●
	WKH4.4-P7X2-1/TFE	6933736	K	4 (4)	1 m	-
	WKH4.4-P7X2-2/TFE	6933737	K	4 (4)	2 m	-
	WKH4.4-P7X2-5/TFE	6933738	K	4 (4)	5 m	-
	WKH4.4-P7X2-10/TFE	6933739	K	4 (4)	10 m	-

M12 Connector – TFG

Dimension drawing	Type code	Ident.-no.	Connection K = female S = male	Number of poles (number of cores)	Cable length	Stock items
	RKH4-2/TFG	6934384	K	4 (3)	2 m	-
	RKH4-5/TFG	6934385	K	4 (3)	5 m	-
	RKH4-10/TFG	6934386	K	4 (3)	10 m	-
	RKH4-15/TFG	6934387	K	4 (3)	15 m	-
	RKH4-20/TFG	6934388	K	4 (3)	20 m	-
	RKH4.4-2/TFG	6933086	K	4 (4)	2 m	●
	RKH4.4-5/TFG	6933087	K	4 (4)	5 m	●
	RKH4.4-10/TFG	6933088	K	4 (4)	10 m	●
	RKH4.4-15/TFG	6933089	K	4 (4)	15 m	-
	RKH4.4-20/TFG	6933090	K	4 (4)	20 m	●
	RKH4.5-2/TFG	6933455	K	5 (5)	2 m	●
	RKH4.5-5/TFG	6933456	K	5 (5)	5 m	●
	RKH4.5-10/TFG	6933457	K	5 (5)	10 m	●
	RKH4.5-15/TFG	6933458	K	5 (5)	15 m	-
RKH4.5-20/TFG	6934510	K	5 (5)	20 m	-	
	WKH4-2/TFG	6934389	K	4 (3)	2 m	-
	WKH4-5/TFG	6934390	K	4 (3)	5 m	-
	WKH4-10/TFG	6934391	K	4 (3)	10 m	-
	WKH4-15/TFG	6934392	K	4 (3)	15 m	-
	WKH4-20/TFG	6934393	K	4 (3)	20 m	-
	WKH4.4-2/TFG	6933093	K	4 (4)	2 m	●
	WKH4.4-5/TFG	6933094	K	4 (4)	5 m	●
	WKH4.4-10/TFG	6933095	K	4 (4)	10 m	●
	WKH4.4-15/TFG	6933096	K	4 (4)	15 m	-
	WKH4.4-20/TFG	6933097	K	4 (4)	20 m	●
	WKH4.5-2/TFG	6933548	K	5 (5)	2 m	●
	WKH4.5-5/TFG	6933549	K	5 (5)	5 m	●
	WKH4.5-10/TFG	6933550	K	5 (5)	10 m	●
	WKH4.5-15/TFG	6933864	K	5 (5)	15 m	-
WKH4.5-20/TFG	6934512	K	5 (5)	20 m	-	

Dimension drawing



Type code	Ident.-no.	Connection K = female S = male	Number of poles (number of cores)	Cable length	Stock items
RSH4-2/TFG	6934394	S	4 (3)	2 m	-
RSH4-5/TFG	6934395	S	4 (3)	5 m	-
RSH4-10/TFG	6934396	S	4 (3)	10 m	-
RSH4-15/TFG	6934397	S	4 (3)	15 m	-
RSH4-20/TFG	6934398	S	4 (3)	20 m	-
RSH4.4-2/TFG	6936000	S	4 (4)	2 m	-
RSH4.4-5/TFG	6936001	S	4 (4)	5 m	-
RSH4.4-10/TFG	6936002	S	4 (4)	10 m	-
RSH4.4-15/TFG	6936003	S	4 (4)	15 m	-
RSH4.4-20/TFG	6933788	S	4 (4)	20 m	-
RSH4.5-2/TFG	6933527	S	5 (5)	2 m	-
RSH4.5-5/TFG	6933528	S	5 (5)	5 m	-
RSH4.5-10/TFG	6933529	S	5 (5)	10 m	-
RSH4.5-15/TFG	6933530	S	5 (5)	15 m	-
RSH4.5-20/TFG	6933956	S	5 (5)	20 m	-
WSH4-2/TFG	6934399	S	4 (3)	2 m	-
WSH4-5/TFG	6934400	S	4 (3)	5 m	-
WSH4-10/TFG	6934401	S	4 (3)	10 m	-
WSH4-15/TFG	6934402	S	4 (3)	15 m	-
WSH4-20/TFG	6934403	S	4 (3)	20 m	-
WSH4.4-2/TFG	6936004	S	4 (4)	2 m	-
WSH4.4-5/TFG	6936005	S	4 (4)	5 m	-
WSH4.4-10/TFG	6936006	S	4 (4)	10 m	-
WSH4.4-15/TFG	6936007	S	4 (4)	15 m	-
WSH4.4-20/TFG	6933846	S	4 (4)	20 m	-
WSH4.5-2/TFG	6934404	S	5 (5)	2 m	-
WSH4.5-5/TFG	6934405	S	5 (5)	5 m	-
WSH4.5-10/TFG	6934406	S	5 (5)	10 m	-
WSH4.5-15/TFG	6934407	S	5 (5)	15 m	-
WSH4.5-20/TFG	6934408	S	5 (5)	20 m	-

M12 Connector – TFG

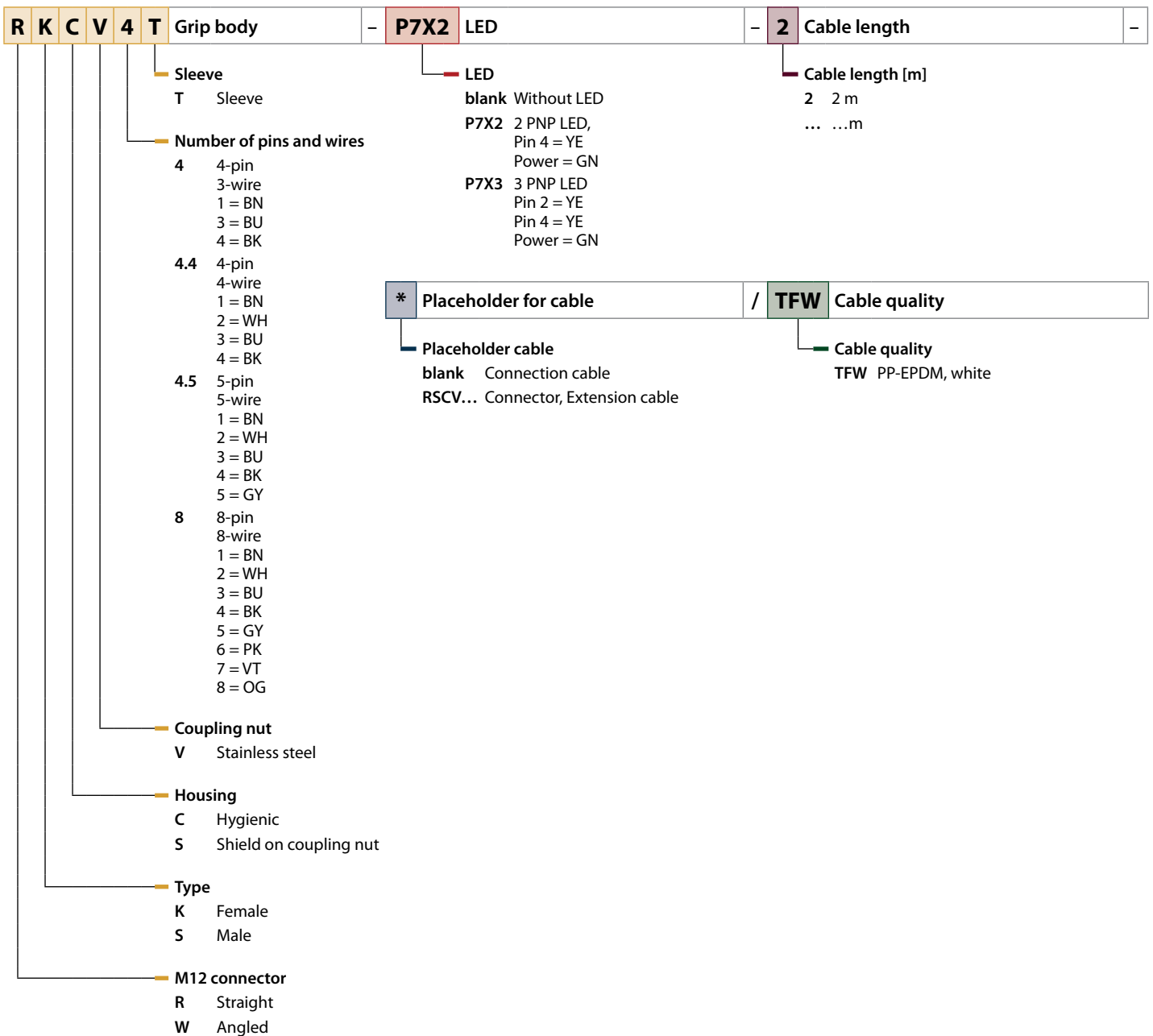
Dimension drawing	Type code	Ident.-no.	Connection K = female S = male	Number of poles (number of cores)	Cable length	Stock items
	RKH4-1-RSH4/TFG	6933465	K/S	4 (3)	1 m	-
	RKH4-2-RSH4/TFG	6933466	K/S	4 (3)	2 m	-
	RKH4-5-RSH4/TFG	6933467	K/S	4 (3)	5 m	-
	RKH4-10-RSH4/TFG	6933468	K/S	4 (3)	10 m	-
	RKH4.4-1-RSH4.4/TFG	6933471	K/S	4 (4)	1 m	-
	RKH4.4-2-RSH4.4/TFG	6933472	K/S	4 (4)	2 m	-
	RKH4.4-5-RSH4.4/TFG	6933473	K/S	4 (4)	5 m	-
	RKH4.4-10-RSH4.4/TFG	6933474	K/S	4 (4)	10 m	-
	RKH4.5-1-RSH4.5/TFG	6933878	K/S	5 (5)	1 m	-
	RKH4.5-2-RSH4.5/TFG	6933879	K/S	5 (5)	2 m	-
RKH4.5-5-RSH4.5/TFG	6933880	K/S	5 (5)	5 m	-	
RKH4.5-10-RSH4.5/TFG	6933881	K/S	5 (5)	10 m	-	
	WKH4-1-RSH4/TFG	6933461	K/S	4 (3)	1 m	-
	WKH4-2-RSH4/TFG	6933462	K/S	4 (3)	2 m	-
	WKH4-5-RSH4/TFG	6933463	K/S	4 (3)	5 m	-
	WKH4-10-RSH4/TFG	6933464	K/S	4 (3)	10 m	-
	WKH4.4-1-RSH4.4/TFG	6933519	K/S	4 (4)	1 m	-
	WKH4.4-2-RSH4.4/TFG	6933520	K/S	4 (4)	2 m	-
	WKH4.4-5-RSH4.4/TFG	6933521	K/S	4 (4)	5 m	-
	WKH4.4-10-RSH4.4/TFG	6933522	K/S	4 (4)	10 m	-
	WKH4.5-1-RSH4.5/TFG	6933884	K/S	5 (5)	1 m	-
	WKH4.5-2-RSH4.5/TFG	6933885	K/S	5 (5)	2 m	-
WKH4.5-5-RSH4.5/TFG	6933886	K/S	5 (5)	5 m	-	
WKH4.5-10-RSH4.5/TFG	6933887	K/S	5 (5)	10 m	-	
	WKH4.4-1-WSH4.4/TFG	6934262	K/S	4 (4)	1 m	-
	WKH4.4-2-WSH4.4/TFG	6934813	K/S	4 (4)	2 m	-
	WKH4.4-5-WSH4.4/TFG	6934263	K/S	4 (4)	5 m	-
	WKH4.4-10-WSH4.4/TFG	6934264	K/S	4 (4)	10 m	-
	WKH4.5-1-WSH4.5/TFG	6933890	K/S	5 (5)	1 m	-
	WKH4.5-2-WSH4.5/TFG	6933891	K/S	5 (5)	2 m	-
	WKH4.5-5-WSH4.5/TFG	6933892	K/S	5 (5)	5 m	-
	WKH4.5-10-WSH4.5/TFG	6933893	K/S	5 (5)	10 m	-

Dimension drawing	Type code	Ident.-no.	Connection K = female S = male	Number of poles (number of cores)	Cable length	Stock items
	RKH4.4-20-RKH4.4/TFG	6934210	K/K	4 (4)	20 m	●
	RKH4.4-50-RKH4.4/TFG	6934211	K/K	4 (4)	50 m	●
	RKH4.5-20-RKH4.5/TFG	6934212	K/K	5 (5)	20 m	●
	RKH4.5-50-RKH4.5/TFG	6934213	K/K	5 (5)	50 m	●
	WKH4.4-20-WKH4.4/TFG	6934712	K/K	4 (4)	20 m	●
	WKH4.4-50-WKH4.4/TFG	6933092	K/K	4 (4)	50 m	●
	WKH4.5-20-WKH4.5/TFG	6934216	K/K	5 (5)	20 m	●
	WKH4.5-50-WKH4.5/TFG	6934713	K/K	5 (5)	50 m	●
	WKH4.4-P7X2-0,3-RSH4.4/TFG	6933543	K/K	4 (4)	0.3 m	-
	WKH4.4-P7X2-0,5-RSH4.4/TFG	6933544	K/K	4 (4)	0.5 m	-
	WKH4.5-P7X3-1/TFG	6933872	K	5 (5)	1 m	-
	WKH4.5-P7X3-2/TFG	6933873	K	5 (5)	2 m	-
	WKH4.5-P7X3-5/TFG	6933874	K	5 (5)	5 m	-
	WKH4.5-P7X3-10/TFG	6933875	K	5 (5)	10 m	-

M12-Connector – TFW

Type code M12 - TFW

R K C V 4 T - P7X2 - 2 - * / TFW



For TFE/TFG see type code on page 5

Dimension drawing	Type code	Ident.-no.	Connection K = female S = male	Number of poles (number of cores)	Cable length	Stock items
	RKCV8T-2/TFW	6934668	K	8 (8)	2 m	-
	RKCV8T-5/TFW	6934669	K	8 (8)	5 m	-
	RKCV8T-10/TFW	6934670	K	8 (8)	10 m	●
	RKCV8T-15/TFW	6934671	K	8 (8)	15 m	-
	RKCV8T-20/TFW	6934672	K	8 (8)	20 m	●
	WKC8T-2/TFW	6934673	K	8 (8)	2 m	-
	WKC8T-5/TFW	6934674	K	8 (8)	5 m	-
	WKC8T-10/TFW	6934675	K	8 (8)	10 m	-
	WKC8T-15/TFW	6934676	K	8 (8)	15 m	-
	WKC8T-20/TFW	6934677	K	8 (8)	20 m	-
	RSC8T-2/TFW	6934678	S	8 (8)	2 m	-
	RSC8T-5/TFW	6934679	S	8 (8)	5 m	-
	RSC8T-10/TFW	6934680	S	8 (8)	10 m	-
	RSC8T-15/TFW	6934681	S	8 (8)	15 m	-
	RSC8T-20/TFW	6934682	S	8 (8)	20 m	-
	WSC8T-2/TFW	6934683	S	8 (8)	2 m	-
	WSC8T-5/TFW	6934684	S	8 (8)	5 m	-
	WSC8T-10/TFW	6934685	S	8 (8)	10 m	-
	WSC8T-15/TFW	6934686	S	8 (8)	15 m	-
	WSC8T-20/TFW	6934687	S	8 (8)	20 m	-
	RKSV4.5T-2/TFW	6934994	K	5 (5)	2 m	-
	RKSV4.5T-5/TFW	6934995	K	5 (5)	5 m	-
	RKSV4.5T-10/TFW	6934996	K	5 (5)	10 m	-
	RKSV4.5T-15/TFW	6934997	K	5 (5)	15 m	-
	RKSV4.5T-20/TFW	6934998	K	5 (5)	20 m	-
	WKS4.5T-2/TFW	6935002	K	5 (5)	2 m	-
	WKS4.5T-5/TFW	6935003	K	5 (5)	5 m	-
	WKS4.5T-10/TFW	6935004	K	5 (5)	10 m	-
	WKS4.5T-15/TFW	6935005	K	5 (5)	15 m	-
	WKS4.5T-20/TFW	6935006	K	5 (5)	20 m	-
	WKS4.5T-20-WKS4.5T/TFW	6935601	K	5(5)	20 m	●
	WKS4.5T-50-WKS4.5T/TFW	6935597	K	5(5)	50 m	●

M8 Connector – Food and Beverage

Solutions for every application

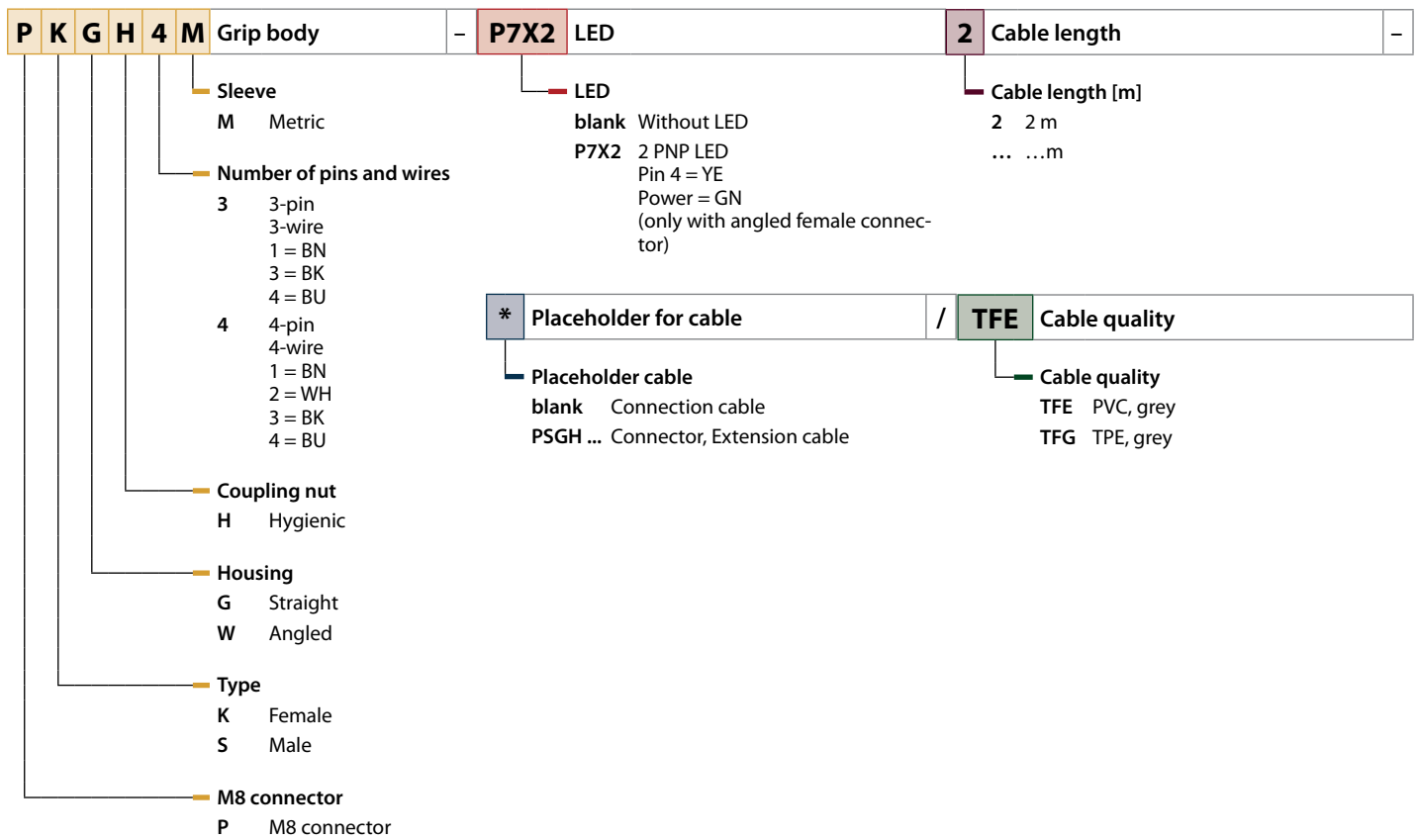
The M8 variants of the TFG and TFE series are offered as a female and male connector, in straight and angled design as well as 3 and 4-pin versions. Female angled versions are also available with two LEDs.



M8 Connector – TFE/TFG

Type code M8 – TFE/TFG

P K G H 4 M - P7X2 - 2 - * / TFE



M8 Connector – TFE

Dimension drawing	Type code	Ident.-no.	Connection K = female S = male	Number of poles (number of cores)	Cable length	Stock items
	PKGH3M-2/TFE	6934440	K	3 (3)	2 m	-
	PKGH3M-5/TFE	6934441	K	3 (3)	5 m	-
	PKGH3M-10/TFE	6934442	K	3 (3)	10 m	-
	PKGH3M-15/TFE	6934443	K	3 (3)	15 m	-
	PKGH3M-20/TFE	6934444	K	3 (3)	20 m	-
	PKWH3M-2/TFE	6934445	K	3 (3)	2 m	●
	PKWH3M-5/TFE	6934446	K	3 (3)	5 m	●
	PKWH3M-10/TFE	6934447	K	3 (3)	10 m	●
	PKWH3M-15/TFE	6934448	K	3 (3)	15 m	-
	PKWH3M-20/TFE	6934449	K	3 (3)	20 m	-
	PSGH3M-2/TFE	6933688	S	3 (3)	2 m	-
	PSGH3M-5/TFE	6933689	S	3 (3)	5 m	-
	PSGH3M-10/TFE	6933690	S	3 (3)	10 m	-
	PSGH3M-15/TFE	6933691	S	3 (3)	15 m	-
	PSGH3M-20/TFE	6933692	S	3 (3)	20 m	-
	PKGH3M-20-PKWH3M/TFE	6934227	K/K	3 (3)	20 m	●
	PKGH3M-50-PKGH3M/TFE	6934716	K/K	3 (3)	50 m	●
	PKWH3M-20-PKWH3M/TFE	6934229	K/K	3 (3)	20 m	●
	PKWH3M-50-PKWH3M/TFE	6934718	K/K	3 (3)	50 m	●
	PKGH3M-0,3-PSGH3M/TFE	6935467	K/S	3 (3)	0.3 m	-
	PKGH3M-0,6-PSGH3M/TFE	6935468	K/S	3 (3)	0.6 m	-
	PKGH3M-1-PSGH3M/TFE	6935469	K/S	3 (3)	1 m	-
	PKGH3M-2-PSGH3M/TFE	6935470	K/S	3 (3)	2 m	-
	PKGH3M-5-PSGH3M/TFE	6935471	K/S	3 (3)	5 m	-
	PKGH3M-10-PSGH3M/TFE	6935472	K/S	3 (3)	10 m	-

Dimension drawing	Type code	Ident.-no.	Connection K = female S = male	Number of poles (number of cores)	Cable length	Stock items
	PKGH4M-2/TFE	6934450	K	4 (4)	2 m	●
	PKGH4M-5/TFE	6934451	K	4 (4)	5 m	●
	PKGH4M-10/TFE	6934452	K	4 (4)	10 m	●
	PKGH4M-15/TFE	6934453	K	4 (4)	15 m	–
	PKGH4M-20/TFE	6934454	K	4 (4)	20 m	–
	PKWH4M-2/TFE	6934455	K	4 (4)	2 m	●
	PKWH4M-5/TFE	6934456	K	4 (4)	5 m	●
	PKWH4M-10/TFE	6934457	K	4 (4)	10 m	●
	PKWH4M-15/TFE	6934458	K	4 (4)	15 m	–
	PKWH4M-20/TFE	6934459	K	4 (4)	20 m	–
	PSGH4M-2/TFE	6934460	S	4 (4)	2 m	–
	PSGH4M-5/TFE	6934461	S	4 (4)	5 m	–
	PSGH4M-10/TFE	6934462	S	4 (4)	10 m	–
	PSGH4M-15/TFE	6934463	S	4 (4)	15 m	–
	PSGH4M-20/TFE	6934464	S	4 (4)	20 m	–
	PKGH4M-20-PKWH4M/TFE	6934228	K/K	4 (4)	20 m	●
	PKGH4M-50-PKWH4M/TFE	6934717	K/K	4 (4)	50 m	●
	PKWH4M-20-PKWH4M/TFE	6934230	K/K	4 (4)	20 m	●
	PKWH4M-50-PKWH4M/TFE	6934719	K/K	4 (4)	50 m	●
	PKGH4M-0,3-PSGH4M/TFE	6935476	K/S	4 (4)	0.3 m	–
	PKGH4M-0,6-PSGH4M/TFE	6935477	K/S	4 (4)	0.6 m	–
	PKGH4M-1-PSGH4M/TFE	6935478	K/S	4 (4)	1 m	–
	PKGH4M-2-PSGH4M/TFE	6935479	K/S	4 (4)	2 m	–
	PKGH4M-5-PSGH4M/TFE	6935480	K/S	4 (4)	5 m	---
	PKGH4M-10-PSGH4M/TFE	6935481	K/S	4 (4)	10 m	---

M8 Connector – TFG

Dimension drawing	Type code	Ident.-no.	Connection K = female S = male	Number of poles (number of cores)	Cable length	Stock items
	PKGH3M-2/TFG	6933485	K	3 (3)	2 m	-
	PKGH3M-5/TFG	6933486	K	3 (3)	5 m	-
	PKGH3M-10/TFG	6933487	K	3 (3)	10 m	-
	PKGH3M-15/TFG	6933488	K	3 (3)	15 m	-
	PKGH3M-20/TFG	6933489	K	3 (3)	20 m	-
	PKWH3M-2/TFG	6933500	K	3 (3)	2 m	-
	PKWH3M-5/TFG	6933501	K	3 (3)	5 m	-
	PKWH3M-10/TFG	6933502	K	3 (3)	10 m	-
	PKWH3M-15/TFG	6933503	K	3 (3)	15 m	-
	PKWH3M-20/TFG	6933504	K	3 (3)	20 m	-
	PSGH3M-2/TFG	6933475	S	3 (3)	2 m	-
	PSGH3M-5/TFG	6933476	S	3 (3)	5 m	-
	PSGH3M-10/TFG	6933477	S	3 (3)	10 m	-
	PSGH3M-15/TFG	6933478	S	3 (3)	15 m	-
	PSGH3M-20/TFG	6933479	S	3 (3)	20 m	-
	PKGH4M-2/TFG	6933490	K	4 (4)	2 m	-
	PKGH4M-5/TFG	6933491	K	4 (4)	5 m	-
	PKGH4M-10/TFG	6933492	K	4 (4)	10 m	-
	PKGH4M-15/TFG	6933493	K	4 (4)	15 m	-
	PKGH4M-20/TFG	6933494	K	4 (4)	20 m	-
	PKWH4M-2/TFG	6933505	K	4 (4)	2 m	-
	PKWH4M-5/TFG	6933506	K	4 (4)	5 m	-
	PKWH4M-10/TFG	6933507	K	4 (4)	10 m	-
	PKWH4M-15/TFG	6933508	K	4 (4)	15 m	-
	PKWH4M-20/TFG	6933509	K	4 (4)	20 m	-
	PSGH4M-2/TFG	6933480	S	4 (4)	2 m	-
	PSGH4M-5/TFG	6933481	S	4 (4)	5 m	-
	PSGH4M-10/TFG	6933482	S	4 (4)	10 m	-
	PSGH4M-15/TFG	6933483	S	4 (4)	15 m	-
	PSGH4M-20/TFG	6933484	S	4 (4)	20 m	-

Dimension drawing	Type code	Ident.-no.	Connection K = female S = male	Number of poles (num- ber of cores)	Cable length	Stock items
	PSWH3M-2/TFG	6933535	S	3 (3)	2 m	-
	PSWH3M-5/TFG	6933536	S	3 (3)	5 m	-
	PSWH3M-10/TFG	6933540	S	3 (3)	10 m	-
	PSWH3M-15/TFG	6933541	S	3 (3)	15 m	-
	PSWH3M-20/TFG	6933542	S	3 (3)	20 m	-
	PKGH3M-1-PSGH3M/TFG	6933513	K/S	3 (3)	1 m	-
	PKGH3M-2-PSGH3M/TFG	6933514	K/S	3 (3)	2 m	-
	PKGH3M-5-PSGH3M/TFG	6933510	K/S	3 (3)	5 m	-
	PKGH3M-10-PSGH3M/TFG	6933515	K/S	3 (3)	10 m	-
	PKWH3M-1-PSGH3M/TFG	6934409	K/S	3 (3)	1 m	-
	PKWH3M-2-PSGH3M/TFG	6934410	K/S	3 (3)	2 m	-
	PKWH3M-5-PSGH3M/TFG	6934411	K/S	3 (3)	5 m	-
	PKWH3M-10-PSGH3M/TFG	6934412	K/S	3 (3)	10 m	-
	PKWH3M-P7X2-0,3-PSGH3M/TFG	6933531	K/S	3 (3)	0.3 m	-
	PKWH3M-P7X2-0,6-PSGH3M/TFG	6933532	K/S	3 (3)	0.6 m	-
	PKWH3M-P7X2-1-PSGH3M/TFG	6933533	K/S	3 (3)	1 m	-
	PSWH4M-2/TFG	6933495	S	4 (4)	2 m	-
	PSWH4M-5/TFG	6933496	S	4 (4)	5 m	-
	PSWH4M-10/TFG	6933497	S	4 (4)	10 m	-
	PSWH4M-15/TFG	6933498	S	4 (4)	15 m	-
	PSWH4M-20/TFG	6933499	S	4 (4)	20 m	-
	PKGH4M-1-PSGH4M/TFG	6933516	K/S	4 (4)	1 m	-
	PKGH4M-2-PSGH4M/TFG	6933517	K/S	4 (4)	2 m	-
	PKGH4M-5-PSGH4M/TFG	6933511	K/S	4 (4)	5 m	-
	PKGH4M-10-PSGH4M/TFG	6933518	K/S	4 (4)	10 m	-
	PKWH4M-1-PSGH4M/TFG	6934413	K/S	4 (4)	1 m	-
	PKWH4M-2-PSGH4M/TFG	6934414	K/S	4 (4)	2 m	-
	PKWH4M-5-PSGH4M/TFG	6934415	K/S	4 (4)	5 m	-
	PKWH4M-10-PSGH4M/TFG	6934416	K/S	4 (4)	10 m	-
	PKWH4M-P7X2-0,3-PSGH4M/TFG	6933537	K/S	4 (4)	0.3 m	-
	PKWH4M-P7X2-0,6-PSGH4M/TFG	6933538	K/S	4 (4)	0.6 m	-
	PKWH4M-P7X2-1-PSGH4M/TFG	6933539	K/S	4 (4)	1 m	-

TURCK

28 subsidiaries and over
60 representations worldwide!

D800878 | 2016/10



www.turck.com